Manual Edition 1.0, March 2020
IB-200-R1280D-S

EDIFIER®

R1280DBs

Active Speaker

User manual / Manuel d'utilisation / Manual de usuario / Bedienungsanleitung
Manuale dell'utente / Manual do utilizador / ユーザーズガイド

EDIFIER International Limited
Room 1101-1103,
Shenzhen Office,
No.2 Keyuan Road,

Tel: +852 3522 6999
Fax: +852 3522 1969
www.edifier.com
© 2020 EDIFIER International Limited. All rights reserved.
Printed in China

NOTICE:
For the sake of technical improvement and system upgrade, information contained herein may be subject to change from time to time without prior notice.
Products of EDIFIER will be constantly pursuing for efficient applications. Pictures and illustrations shown on this manual may be slightly different from actual product. If any difference is found, the actual product prevails.

名　　称：	R1280DBs(英法西德意葡日)说明书		东莞市漫步者科技有限公司
材　　质：	80g书纸 对折，打钉，胶装		
尺　　寸：	127×127（MM）	校　　对：	
版本号及科号：	V1.0/IB-200-R1280D-05	批　　准：	

IB-200-R1280D-05 说明书R1280DBs/英法西德意葡日

Important safety instruction

- Please read the instructions carefully. Keep it in safe place for future reference.
- Use only accessories approved by the manufacturer.
- Do not block any ventilation openings. Install in accordance to the device's manufacturer instructions.
- Keep the product in a dry 25℃ environment is recommended.
- Do not place any sources of naked flames, such as lighted candles, near the product.
- Do not use the product near water. Do not damage the product and its liquid in hazard if dripping or splashing.
- Do not place any other potential heat sink which prone to heat, radiation, heater, stove or other devices that generate heat.
- Do not stand on the product. Keep the product from being crushed or dropped. Do not place other heavy objects on the product.
- Do not attempt to disassemble, repair or modify the product. Contact the manufacturer for any repairs or technical support.
- Do not insert any metallic objects, for such may cause short circuit, electric shock or fire.
- Do not clean the product with alcohol, benzene, thinner or other volatile solvents.
- Use sufficient clearance around the product to maintain good ventilation (minimum 5cm recommended).
- Do not place anything on the unit. Remove immediately, shut the Bluetooth function off and whether the plug is before the unit is overheated, smoke or burning smell.
- Keep the product accessories and parts (such as screws) away from children to prevent from being swallowed by mistake.
- Do not use the product in extreme temperature environment. Do not place the product near heat source or in direct sunlight.
- The cover of storage (such as storage box or bag) exposure to high ambient or through direct falling is exposure to rain and moisture, which may cause the product to be damaged. Please use the product in a safe environment.
- Do not place the product on unstable or shaky surfaces, keep out of the product and disconnect the power plug if fire.
- Never use strong acid, alkali, gasoline, alcohol, or other chemical solvents to clean the product surface. Use only neutral detergent or clean water for cleaning.

Excessive loud music may be hazard to hearing. Please keep the volume to a safe range.

Normal Disposal of the product: The marking indicates that the product should not be disposed with other household waste throughout the EU. To prevent possible harm to the environment or human health from uncontrolled waste disposal, please separate this product from other types of waste and recycle it responsibly to promote the sustainable reuse of material resources. To return your used device, please use the return and collection systems or contact the retailer where the product was purchased. They can take this product for environmental safe recycling.

You can refer the use, care, cleaning, transport, storage and other specifications for maintenance, or contact with the appropriate. When a unit is damaged, stop using it and contact the nearby local distributor or authorized service center for help.

Important safety instruction

Power warning:
- Please ensure that the power cord is fitted to the power socket.
- Please ensure that the voltage of the power socket is the same as your local power supply. Correct operating voltage can be found on the product label.
- Do not place the product near any heat source, and do not expose the extended periods of time.
- Under normal conditions, the power cord is used as the main disconnect device. Please ensure that the socket-outlet is easily accessible and easily operated.
- Unplug the power cord when not in use or before cleaning.

The lightning symbol within an equilateral triangle is intended to alert the user to the presence of uninsulated "dangerous voltage" within the product's enclosure that may be of sufficient magnitude to constitute a risk of electric shock to persons.

The exclamation point within an equilateral triangle is intended to alert the user to the presence of important operating and maintenance (servicing) instructions in the literature accompanying the appliance.

The symbol indicates that the product is in GLASS II double insulated electrical device with no earth requirement.

For detailed specifications, please refer to the technical sheet, the document sheet shall remain readily operable.

For operating ground:
- Wireless product may generate electromagnetic radio frequencies and interfere with other electronic devices or medical equipment.
- Do not use the product where it is disallowed. Do not use the product in medical facilities, on airplane, at gas station, near automatic gates, and beside the alarm system or other automatic devices.
- Keep at least 20cm distance between the product and any medical equipment (such as pacemaker, hearing aid, insulin pump) to avoid interference. Stop using the product if any symptom. Pls consult the product or the manufacturer of your medical device.

Consignes de securite importantes

Avertissement sur l'alimentation électrique:
- Veuillez vous assurer que le cordon d'alimentation est correctement fixé.
- Veuillez vous assurer que la tension de votre prise murale est bien celle du pays dans lequel vous vous trouvez. Vous pouvez consulter les informations au dos du produit. Tension correcte.
- Ne placez pas l'appareil à proximité de sources de chaleur et ne l'exposez pas à des périodes d'inactivité prolongées.
- Dans des conditions normales, le cordon d'alimentation sert de dispositif de déconnexion principal. Veuillez vous assurer que la prise est facilement accessible et facile à utiliser.
- Débranchez l'alimentation lorsque vous ne l'utilisez ou avant de nettoyer le produit.

Le symbole éclair à l'intérieur du triangle équilatéral est destiné à attirer l'attention de l'utilisateur sur la présence de "tension dangereuse" non isolée à l'intérieur du boîtier du produit qui peut être suffisamment importante pour constituer un risque de choc électrique pour les personnes.

Le point d'exclamation à l'intérieur du triangle équilatéral est destiné à attirer l'attention de l'utilisateur sur la présence de consignes importantes d'exploitation et de maintenance (entretien) dans la documentation accompagnant l'appareil.

Le symbole indique que le produit est un appareil électrique à double isolation de classe II sans mise à la terre.

Pour des spécifications détaillées, veuillez vous référer à la fiche technique, le document doit rester facilement accessible.

Pour le fonctionnement au sol:
- Le produit sans fil peut générer des fréquences radio susceptibles d'interférer avec les équipements voisins.
- Ne pas utiliser le produit là où son utilisation est interdite. Ne pas utiliser le produit dans des installations médicales, à bord d'un avion, dans des stations-service, à proximité d'un portail automatique, d'un alarme incendie ou de tout autre appareil automatique.
- Maintenir une distance d'au moins 20 cm entre le produit et tout équipement médical (tel qu'un stimulateur cardiaque, un appareil auditif, une pompe à insuline) afin d'éviter toute interférence. Cessez d'utiliser le produit en cas de symptômes. Veuillez consulter le fabricant de votre appareil médical.

Contenu du l'emballage

Remarque: Les images utilisées servent de référence uniquement, et peuvent ne pas correspondre au produit.

Contenido de la caja



Nota: Las imágenes siguientes son solo de referencia únicamente, el producto real puede no corresponder a la imagen.

Illustrationen

Hinweis: Die folgenden Bilder dienen ausschließlich der Veranschaulichung und können vom tatsächlichen Produkt abweichen.

Illustrations

Remarque: Les images utilisées servent de référence uniquement, et peuvent ne pas correspondre au produit.

Fernbedienung

Hinweis: Die folgenden Bilder dienen ausschließlich der Veranschaulichung und können vom tatsächlichen Produkt abweichen.

Telecomando

Nota: Le immagini qui sotto sono solo a scopo di riferimento, il prodotto reale può non corrispondere.

Collegamento

Nota: As imagens abaixo são apenas para referência, o produto real pode não corresponder à imagem.

Ligações

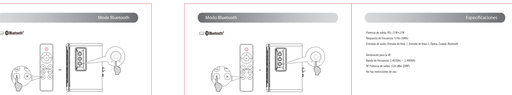

Nota: Las imágenes siguientes son solo de referencia, el producto real puede no corresponder a la imagen.

Modo entrada de linha

Nota: As imagens abaixo são apenas para referência, o produto real pode não corresponder à imagem.

ライン入力モード

注記：説明は説明用です。実際の製品と異なる場合があります。

光、同軸モード

注記：説明は説明用です。実際の製品と異なる場合があります。

Box contents

Note: Images are for illustration purposes only and may differ from the actual product.

Illustrations

Hinweis: Die folgenden Bilder dienen ausschließlich der Veranschaulichung und können vom tatsächlichen Produkt abweichen.

Illustrations

Remarque: Les images utilisées servent de référence uniquement, et peuvent ne pas correspondre au produit.

Télécommande

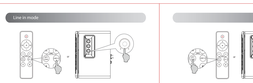

Nota: Le immagini qui sotto sono solo a scopo di riferimento, il prodotto reale può non corrispondere.

Mando a distancia

Nota: Las imágenes siguientes son solo de referencia, el producto real puede no corresponder a la imagen.

Conexiones

Nota: As imagens abaixo são apenas para referência, o produto real pode não corresponder à imagem.

Anschlüsse

Hinweis: Die folgenden Bilder dienen ausschließlich der Veranschaulichung und können vom tatsächlichen Produkt abweichen.

Line In-Modus

Nota: Le immagini qui sotto sono solo a scopo di riferimento, il prodotto reale può non corrispondere.

Modalità linea in

Nota: As imagens abaixo são apenas para referência, o produto real pode não corresponder à imagem.

Modalità ottica/coassiale

Nota: Las imágenes siguientes son solo de referencia, el producto real puede no corresponder a la imagen.

Modo óptico/coaxial

Nota: Le immagini qui sotto sono solo a scopo di riferimento, il prodotto reale può non corrispondere.

Modo Bluetooth

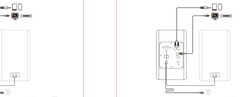

Nota: As imagens abaixo são apenas para referência, o produto real pode não corresponder à imagem.

Modo Bluetooth

Nota: Le immagini qui sotto sono solo a scopo di riferimento, il prodotto reale può non corrispondere.

Modo Bluetooth

Nota: Las imágenes siguientes son solo de referencia, el producto real puede no corresponder a la imagen.

Modo Bluetooth

Nota: As imagens abaixo são apenas para referência, o produto real pode não corresponder à imagem.

Modo ottico/coassiale

Nota: Le immagini qui sotto sono solo a scopo di riferimento, il prodotto reale può non corrispondere.

Modo Bluetooth

Nota: Las imágenes siguientes son solo de referencia, el producto real puede no corresponder a la imagen.

Modo Bluetooth

Nota: As imagens abaixo são apenas para referência, o produto real pode não corresponder à imagem.

Modo ottico/coassiale



Nota: Le immagini qui sotto sono solo a scopo di riferimento, il prodotto reale può non corrispondere.

Modo Bluetooth

Nota: Las imágenes siguientes son solo de referencia, el producto real puede no corresponder a la imagen.

Modo ottico/coassiale

Nota: Le immagini qui sotto sono solo a scopo di riferimento, il prodotto reale può non corrispondere.

Modo Bluetooth

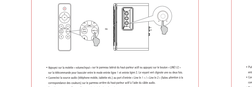

Nota: As imagens abaixo são apenas para referência, o produto real pode não corresponder à imagem.

Modo Bluetooth

Nota: Le immagini qui sotto sono solo a scopo di riferimento, il prodotto reale può non corrispondere.

Modo Bluetooth

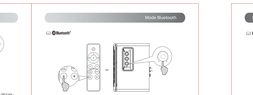

Nota: Las imágenes siguientes son solo de referencia, el producto real puede no corresponder a la imagen.

Modo ottico/coassiale

Nota: Las imágenes siguientes son solo de referencia, el producto real puede no corresponder a la imagen.

Modo Bluetooth

Nota: Le immagini qui sotto sono solo a scopo di riferimento, il prodotto reale può non corrispondere.

Modo Bluetooth

Nota: Las imágenes siguientes son solo de referencia, el producto real puede no corresponder a la imagen.

Modo ottico/coassiale

Nota: Las imágenes siguientes son solo de referencia, el producto real puede no corresponder a la imagen.

Modo Bluetooth



Nota: Las imágenes siguientes son solo de referencia, el producto real puede no corresponder a la imagen.

Modo ottico/coassiale

Nota: Le immagini qui sotto sono solo a scopo di riferimento, il prodotto reale può non corrispondere.

Modo Bluetooth

Nota: Las imágenes siguientes son solo de referencia, el producto real puede no corresponder a la imagen.

Modo ottico/coassiale

Nota: Las imágenes siguientes son solo de referencia, el producto real puede no corresponder a la imagen